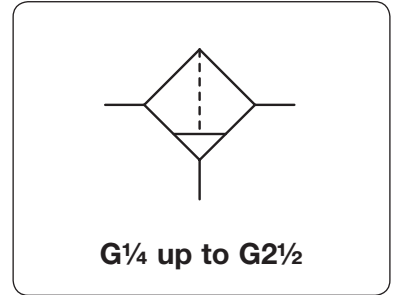


Description	Compressed air filter with high flow. Made of solid design and small size. Proven in operation and suitable for many applications. Available in all standard sizes and in many versions.		
Filter element	40 µm, optionally 5 µm, made of polypropylene		
Bowl	plastic version with or without bowl guard up to size G $\frac{1}{2}$, metal version with or without bowl guard		
Drainage	manual drain as standard, for max. 21 bar optionally internal automatic drain, for max. 12 / 16 bar or external automatic drain, for max. 18 bar		
Operating pressure	max. 11 bar for plastic bowl max. 17 bar for metal bowl with sight glass max. 21 bar for metal bowl without sight glass		
Temperature range	0 °C to 50 °C / 32 °F to 122 °F for plastic bowl and automatic drain version 0 °C to 70 °C / 32 °F to 158 °F for metal bowl with sight glass 0 °C to 80 °C / 32 °F to 176 °F for metal bowl without sight glass for appropriately conditioned compressed air down to -30 °C / -22 °F		
Material	Body: zinc die-cast	Bowl: polyurethane, zinc die-cast or steel	Elastomer: NBR/Buna-N



Dimensions			Bowl	Flow	Supply	Filter	Connection	Order
A	B	C	Design	Capacity	rate	element	thread	number
mm	mm	mm	made of / with	l	m ³ /h*1	µm	G	

Standard compressed air filter with manual drain										F602
64	152	140	plastic	0.15	58	960	11	5	G $\frac{1}{4}$	F602-02AG
			plastic / bowl guard				11			F602-02BG
			metal / sight glass				17			F602-02WG
64	152	140	plastic	0.15	78	1300	11	40	G $\frac{1}{4}$	F602-02AJ
			plastic / bowl guard				11			F602-02BJ
			metal / sight glass				17			F602-02WJ
64	152	140	plastic	0.15	84	1400	11	5	G $\frac{3}{8}$	F602-03AG
			plastic / bowl guard				11			F602-03BG
			metal / sight glass				17			F602-03WG
64	152	140	plastic	0.15	108	1800	11	40	G $\frac{3}{8}$	F602-03AJ
			plastic / bowl guard				11			F602-03BJ
			metal / sight glass				17			F602-03WJ
83	161	146	plastic	0.15	108	1800	11	5	G $\frac{1}{2}$	F602-04AG
			plastic / bowl guard	0.15			11			F602-04BG
			metal / sight glass	0.15			17			F602-04WG
83	253	238	steel	0.50			21			F602-04EG
83	161	146	plastic	0.15	144	2400	11	40	G $\frac{1}{2}$	F602-04AJ
			plastic / bowl guard	0.15			11			F602-04BJ
			metal / sight glass	0.15			17			F602-04WJ
83	253	238	steel	0.50			21			F602-04EJ
116	223	200	metal / sight glass	0.50	318	5300	17	5	G $\frac{3}{4}$	F602-06WG
116	295	272	steel	1.00			21			F602-06EG
			steel / sight glass	1.00			17			F602-06FG
116	223	200	metal / sight glass	0.50	426	7100	17	40	G $\frac{3}{4}$	F602-06WJ
116	295	272	steel	1.00			21			F602-06EJ
			steel / sight glass	1.00			17			F602-06FJ
116	223	200	metal / sight glass	0.50	438	7300	17	5	G1	F602-08WG
116	295	272	steel	1.00			21			F602-08EG
			steel / sight glass	1.00			17			F602-08FG
116	223	200	metal / sight glass	0.50	588	9800	17	40	G1	F602-08WJ
116	295	272	steel	1.00			21			F602-08EJ
			steel / sight glass	1.00			17			F602-08FJ



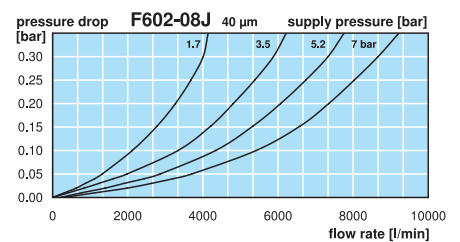
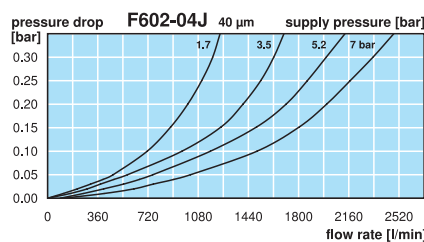
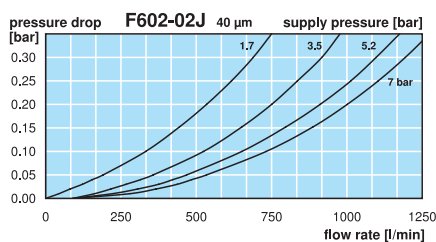
F602-04AJ
plastic bowl



F602-04BJ
plastic bowl with bowl guard



F602-04WJ
metal bowl with sight glass



*1 at 7 bar operating pressure and 0.33 bar pressure drop

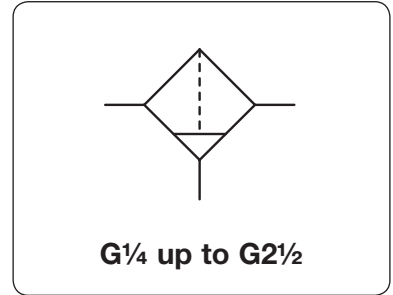
Extensions: see chapter for FRL service units
Spare parts: see separate spare parts list

PDF CAD
www.aircom.net



Order example:
F602-02AG

Description	Compressed air filter with high flow. Made of solid design and small size. Proven in operation and suitable for many applications. Available in all standard sizes.		
Filter element	40 µm, optionally 5 µm, made of polypropylene		
Bowl	plastic version with or without bowl guard up to size G $\frac{1}{2}$, metal version with or without bowl guard		
Drainage	manual drain as standard, for max. 21 bar optionally internal automatic drain, for max. 12 / 16 bar or external automatic drain, for max. 18 bar		
Operating pressure	max. 11 bar for plastic bowl max. 17 bar for metal bowl with sight glass max. 21 bar for metal bowl without sight glass		
Temperature range	0 °C to 50 °C / 32 °F to 122 °F for plastic bowl and automatic drain version 0 °C to 70 °C / 32 °F to 158 °F for metal bowl with sight glass 0 °C to 80 °C / 32 °F to 176 °F for metal bowl without sight glass for appropriately conditioned compressed air down to -30 °C / -22 °F		
Material	Body: zinc die-cast	Bowl: polyurethane, zinc die-cast or steel	Elastomer: NBR/Buna-N



Dimensions			Bowl	Flow	Supply	Filter	Connection	Order
A	B	C	Design	Capacity	rate	element	thread	number
mm	mm	mm	made of / with	l	m ³ /h*1 l/min*1	µm	G	

Standard compressed air filter with manual drain									F602	
132	242	210	metal / sight glass	0.5	468	7800	17	5	G $\frac{1}{4}$	F602-10WG
132	315	283	steel	1.0			21			F602-10EG
			steel / sight glass	1.0			17			F602-10FG
132	242	210	metal / sight glass	0.5	630	10500	17	40	G $\frac{1}{4}$	F602-10WJ
132	315	283	steel	1.0			21			F602-10EJ
			steel / sight glass	1.0			17			F602-10FJ
132	242	210	metal / sight glass	0.5	492	8200	17	5	G $\frac{1}{2}$	F602-12WG
132	315	283	steel	1.0			21			F602-12EG
			steel / sight glass	1.0			17			F602-12FG
132	242	210	metal / sight glass	0.5	660	11000	17	40	G $\frac{1}{2}$	F602-12WJ
132	315	283	steel	1.0			21			F602-12EJ
			steel / sight glass	1.0			17			F602-12FJ
157	332	284	metal / sight glass	0.5	1740	29000	17	40	G2	F602-16WJ
157	405	357	steel	1.0			21			F602-16EJ
			steel / sight glass	1.0			17			F602-16FJ
157	332	284	metal / sight glass	0.5	1800	30000	17	40	G $\frac{2}{2}$	F602-20WJ
157	405	357	steel	1.0			21			F602-20EJ
			steel / sight glass	1.0			17			F602-20FJ



F602-12FJ
metal bowl with sight glass



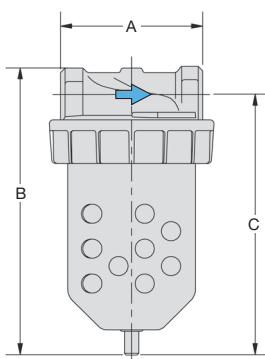
F602-12WJF.
with connection flange

Special options, add the appropriate letter

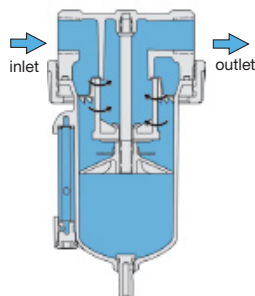
NPT	connection thread			F602-... N
semiautomatic drain	RK602SY,	max. 12 bar	for G $\frac{1}{4}$ and G $\frac{3}{8}$	F602-... S
automatic drain	SA605MD, SA602D, SA603D for steel bowl, SA702MD,	max. 12 bar max. 18 bar max. 16 bar		F602-... R F602-... Q F602-... W F602-... F.
flange connection	see chapter for stainless steel devices / flanges			

Accessories, enclosed

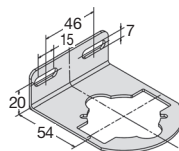
mounting bracket	made of steel	for G $\frac{1}{4}$ and G $\frac{3}{8}$ for G $\frac{1}{2}$	BW00-07 BW00-08
-------------------------	---------------	--	----------------------------------



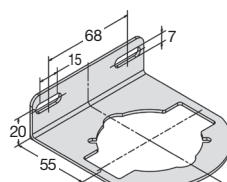
F602



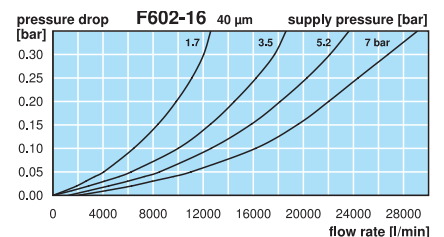
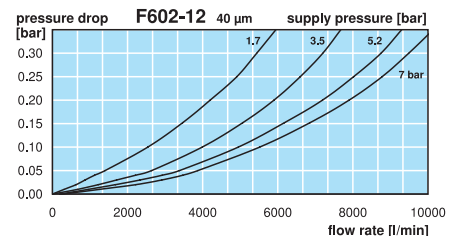
cross section



BW00-07



BW00-08



*1 at 7 bar operating pressure and 0.33 bar pressure drop

Extensions: see chapter for FRL service units
Spare parts: see separate spare parts list

PDF CAD
www.aircom.net



Order example:
F602-10WG